




# The Great Post Office Mystery!

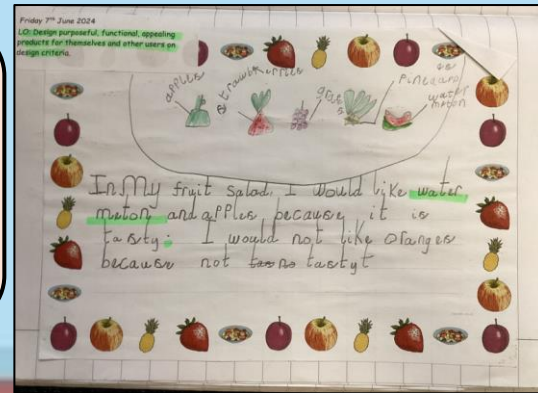
Across the term, we have had lots of surprise parcels delivered to us. It has been our job to work out who the parcel was from and learn about why they are important to our history. We then created a timeline of when they fit into our history.



# History




One of our mystery parcels also belonged to Mary Seacole. We made healthy fruit salads to remember how she helped the soldiers!



Our first mystery parcel belonged to Captain James Cook. Did you know that he discovered Australia?

Our final mystery parcel belonged to Beatrix Potter. We used water colour to paint the characters she had created, just like she did!



I was a palaeontologist like Mary Anning. I found the sand off <sup>it</sup> using a paintbrush. I found a dinosaurs and shells and fossils and teeth. There were different brushes and rock hammers.

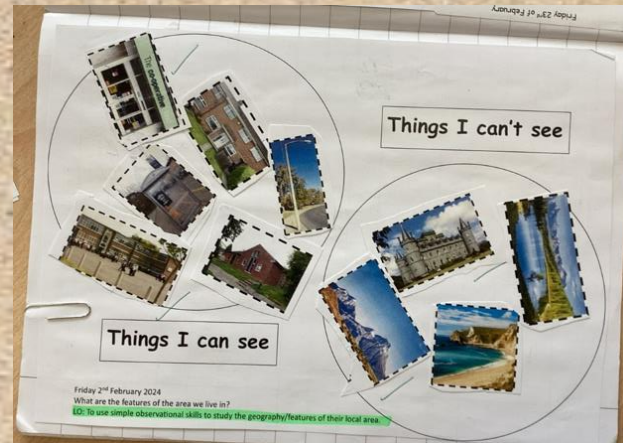

My dinosaur will have sharp teeth and a long tail and he is green and he has short arms.

We learned about George Cadbury, and we even got to taste the chocolate that he makes. Yum!

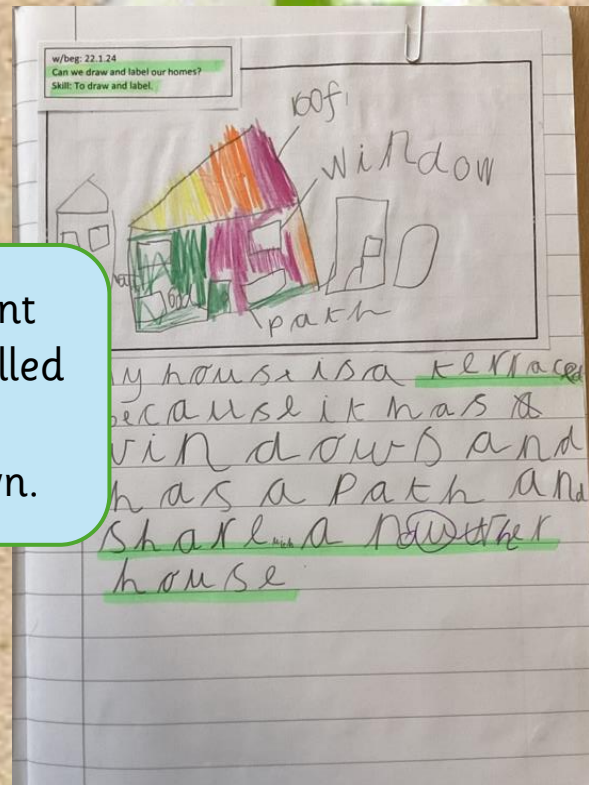
When learning about Mary Anning, we got to become palaeontologists and dig in the sand. We found teeth, crystals, fossils and lots more!



# Geography



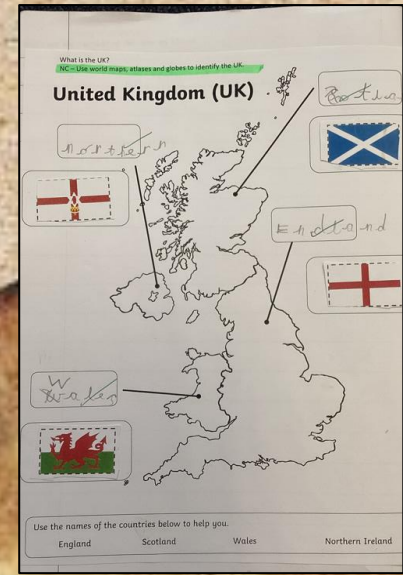

We explored different types of houses, labelled the features and wrote about our own.



We learnt about human and physical features!




When studying our local area, we discussed which features we saw on the way to school and then drew a map of our journey.





# Art



Thursday 1<sup>st</sup> February  
LO: To develop a wide range of art and design techniques in using patterns, lines, shapes and space.

Can you fill each square in a different way?

The grid contains the following patterns:  
Row 1: Diagonal lines (top-left to bottom-right), Diagonal lines (top-right to bottom-left), Three small circles.  
Row 2: Four small circles, Wavy lines, A grid of squares.  
Row 3: A grid of squares, A grid of squares, A grid of squares with small circles inside.

To start our Art topic, we explored different lines and patterns, studied and compared the work of two different artists named L.S.Lowry and Fiona Willis, and then finally created our own piece of art, using different lines and patterns, inspired by Fiona Willis.

Thursday 29<sup>th</sup> Feb  
To describe the art of L.S. Lowry and Fiona Willis

Matchstalk Men by LS Lowry  
Sunny Day Terrace by Fiona Willis

These drawings are the same because we both have houses and Fiona Willis has houses because it is sunny day. Houses and Fiona Willis has houses. These drawings are different because LS Lowry has houses but Fiona Willis has no houses.

We learned about an artist called Paul Klee who used water colours to create abstract art. We had a go at it too!


W/eg 18<sup>th</sup> March 2024  
LO: To use a pencil effectively to create a picture to be enjoyed by everyone in our school.

The drawing shows a row of houses with different patterns on their walls, such as zig-zags, dots, and lines. A sun is drawn in the top left corner.







We planted some sunflower seeds. Our hands got dirty, but it was lots of fun. How tall did your sunflower grow?



We learnt about the parts of plants and trees.



We went on a walk around the school grounds.







# Science

In science this term, we have learnt all about plants and the seasons.



We found trees such as maple trees, and plants such as bluebells.




We learnt about different types of weather and the 4 seasons.



# Our trip to the Lickey Hills

After finding and identifying different trees, we collected some natural objects such as leaves, pinecones and sticks. We then created our own land art. Can you work out what we made?







# PD

In PD, we have learnt about how to keep ourselves healthy, clean and safe. We have also thought about our strengths and what we want to get better at.

