


# Animals and Growth

We hope you enjoy looking at all of our work from a very exciting and busy term.

Thank you for your support this year,  
Miss Friar, Miss Cooney, Mrs Elcock and Miss Pritchard.

# Sunflowers

We came into the classroom to find that a package had been sent to our class. We opened the package and found the story 'Jasper's Beanstalk', a watering can and a packet of sunflower seeds.

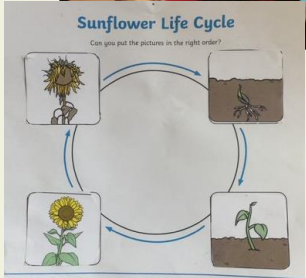


We read the story and found out that Jasper was having trouble growing the seeds that he planted so we decided to help him.


We discussed all of the things that plants need in order to be able to grow (water, soil, sunlight) and made sure that our plants had each of these.


After planting our seeds, we wrote a set of instructions to teach Jasper how to successfully grow a sunflower.


We made sure that we continued to water our sunflowers as we watched them grow.



## How to Plant a Sunflower

- 

put soyyul  
in the pot.
- 

put the seed  
in.
- 

Worta the  
plant.

# Sunflower Painting



After planting our own sunflowers, we decided to paint some pictures of sunflowers.

We looked at the famous 'Sunflowers' painting by Vincent Van Gough and looked carefully at the colours that he used.

We then completed our own observational drawing of sunflowers. After drawing our pictures, we carefully mixed the colours that we needed to paint them.





# Caterpillars

We received a very exciting package containing a copy of the book 'The Very Hungry Caterpillar'. We read the story and discussed what happens as a caterpillar grows.

After reading the story, we had another look inside the package and found a pot of tiny caterpillars.

We read some non-fiction texts about caterpillars and learnt about the lifecycle of a caterpillar and started counting down the days until our caterpillars became butterflies.



# The Very Hungry Caterpillar

When we read the story 'The Very Hungry Caterpillar', we learnt that the caterpillar got a stomach ache from eating too many unhealthy foods.

We decided to make our own fruit kebabs as a delicious but healthy treat for the caterpillar. We used apple, banana, orange, raspberries, grapes peach, kiwi, melon and mango. We worked together to cut up all of the fruits and then chose which we wanted to use to make our fruit kebabs. They were delicious!







# Butterflies

We were very excited when our beautiful butterflies emerged from their cocoons. We looked after them and gave them lots of fruit and nectar until they were ready to be released.

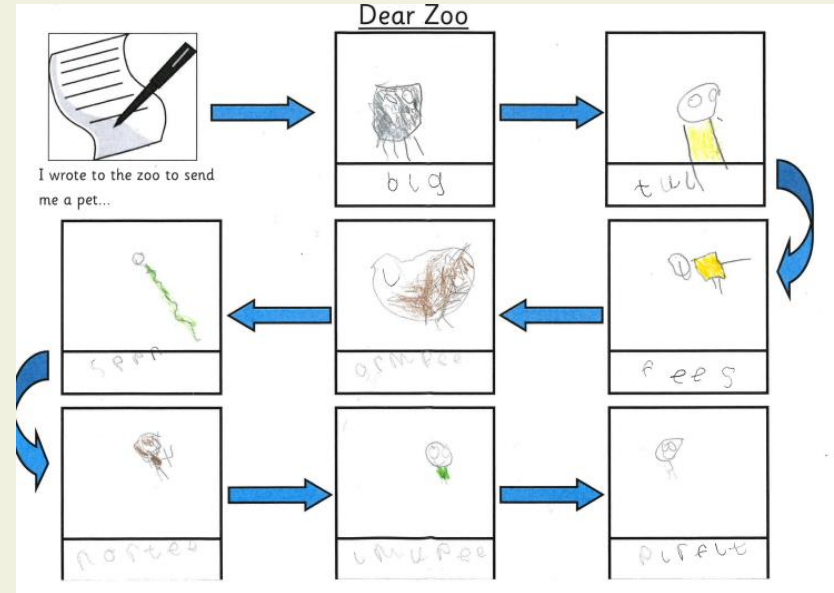
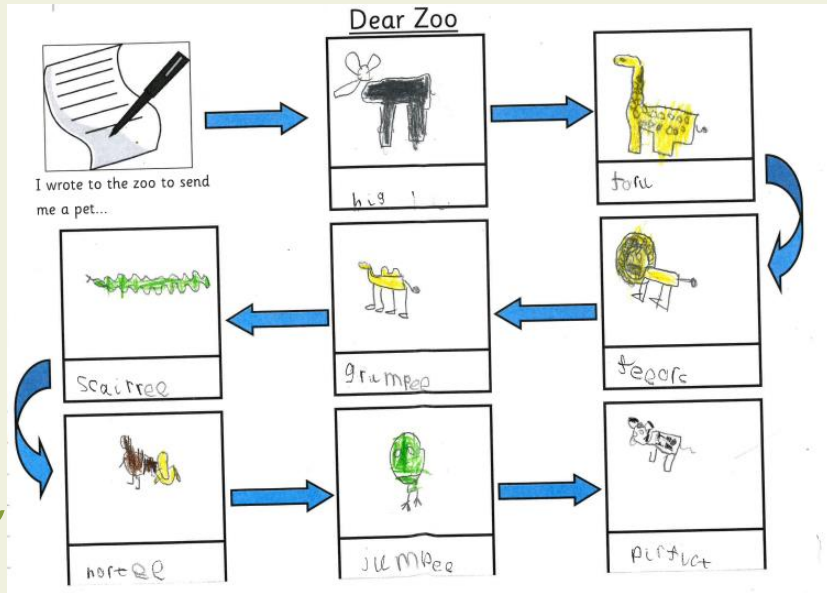
We were sad to see the butterflies leave but enjoyed admiring how beautiful they were.



# Dear Zoo



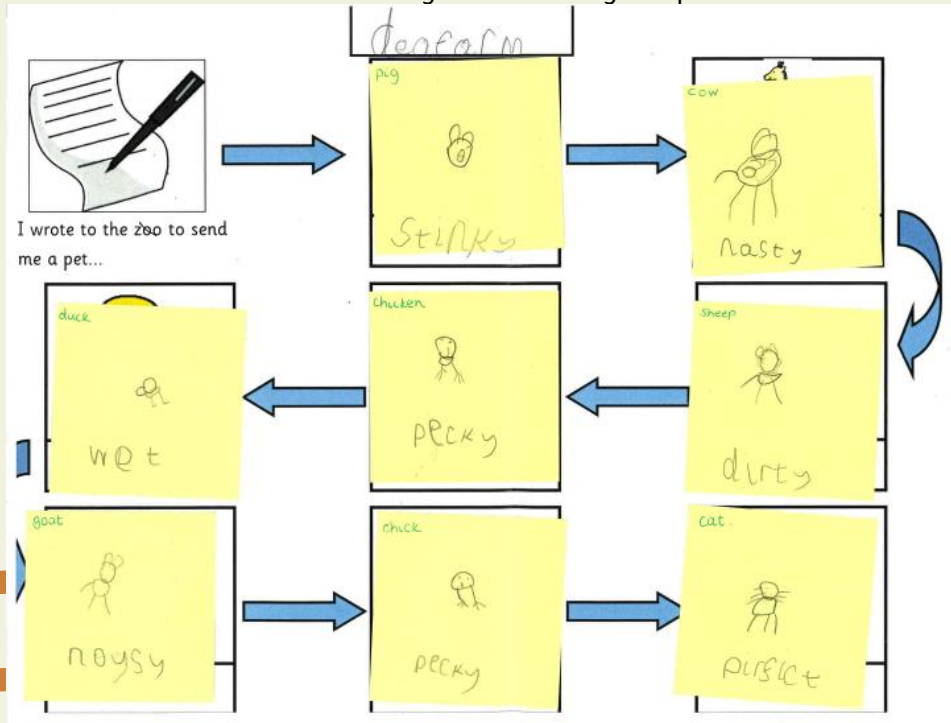
We read and learnt the story 'Dear Zoo' by Rod Campbell. We made our own class story map and had lots of fun using it to retell the story.

We then made our own story maps, drawing pictures of the animals. We used these to practise retelling the story.



# Dear Farm

After learning the story 'Dear Zoo' by Rod Campbell. We decided to innovate the story to make our own version of the story, 'Dear Farm'. We thought about which animals might live at the farm and the reasons that these might not make good pets.







# Our Trip to Woodgate Valley Urban Farm

We really enjoyed our first ever school trip to Woodgate Valley Urban Farm!

we got to see lots of animals and learnt lots about the animals that live on the farm. We even got to help the farmers with some jobs such as collecting eggs and feeding the pig.




# Our Trip to Woodgate Valley Urban Farm






# Non-Fiction Writing about the Farm

eggs





eggs big in the mid.  
puggase greobee

chix



chix are fluffy  
and hatch from  
eggs.

After visiting the farm, we wrote some of the facts about the animals that we saw and put them together to make a non-fiction book. We made sure our book had a title page, page numbers, photographs, a contents page and labels.





# Paddington's Postcards

This term, we received more postcards from Paddington. Paddington has been telling us all about his adventures and different places that he has visited around the world.

Paddington has sent us postcards from Brazil, Australia and France, along with lots of different objects from each location.

We have really enjoyed learning all about these places and sharing our own knowledge of the places that Paddington has visited.

